



## IMAGINE YOUR STORY

### Harry Potter Fortune Teller

Supplies Needed:  
Scissors

#### Instructions

1. Print the sorting hat fortune teller.
2. Cut out the fortune teller.
3. Follow the attached instructions on how to fold the fortune teller.

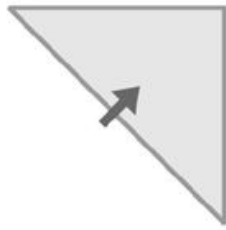


1



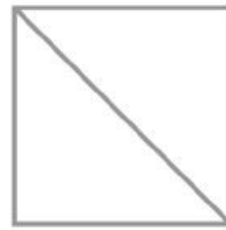
Cut

2



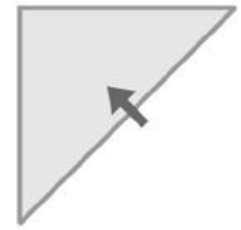
Fold

3



Unfold

4



Fold

5



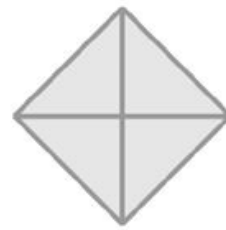
Unfold

6

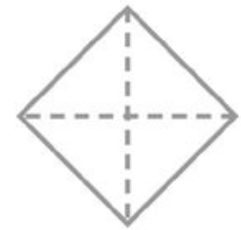


Fold corners  
into center

7




8



Flip over

9



Fold corners  
into center

10




11



Flip over

12



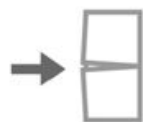
Fold in half

13



Unfold

14



Fold in half &  
slip fingers into flaps

