

IMAGINE YOUR STORY

Wizard of Oz Fortune Teller

Supplies Needed:
Scissors

Instructions

1. Print the attached fortune teller.
2. Cut out the fortune teller.
3. Follow the attached instructions on how to fold the fortune teller.



Printable Wizard of Oz "Cootie Catcher" from B.Nute productions

Wicked Witch

A Heart

Home

Good Witch

Check behind the curtain, you never know what you will find!

Follow your yellow brick road, you never know where it will lead...

There's no place like home!

Take a ride on a hot air balloon and follow your dreams!

You have a heart of gold. Be sure to hug someone you love!

Be careful not to spill any water... you don't want to melt!

Courage is all you need to have to face any hard task!

Click your heels twice and your wish will come true!

Wicked Witch

Good Witch

A Heart

Home

A Brain

Red Shoes

Yellow Brick Road

Dorothy

Toto

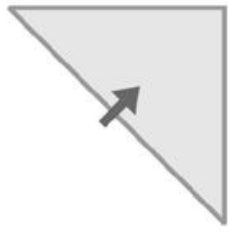
Magic Wand

1



Cut

2



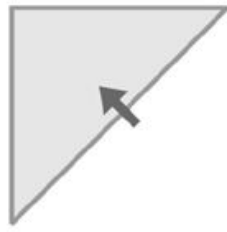
Fold

3



Unfold

4



Fold

5



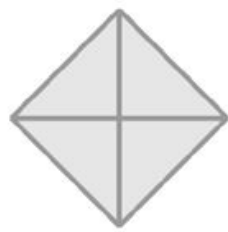
Unfold

6

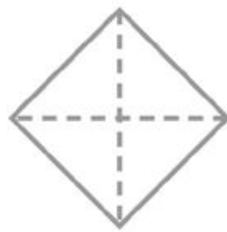


Fold corners
into center

7

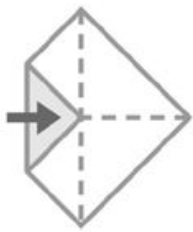


8



Flip over

9



Fold corners
into center

10

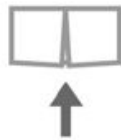


11



Flip over

12



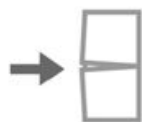
Fold in half

13



Unfold

14



Fold in half &
slip fingers into flaps



Image courtesy of : B. Nute Productions

<http://bnute.blogspot.com/2013/03/free-printable-wizard-of-oz-scavenger.html>